

the fact that the \mathbb{R}^n -valued function \mathbf{f} is continuous at \mathbf{a} if and only if each of its components f_i is continuous at \mathbf{a} . This is a useful theorem, and it is worth noting that the converse is also true: if each component function f_i is continuous at \mathbf{a} , then \mathbf{f} is continuous at \mathbf{a} .

Another important result is the Intermediate Value Theorem for vector-valued functions. It states that if \mathbf{f} is a continuous function from a closed interval $[a, b]$ to \mathbb{R}^n , and if $\mathbf{f}(a) = \mathbf{p}$ and $\mathbf{f}(b) = \mathbf{q}$, then for every point \mathbf{r} on the line segment between \mathbf{p} and \mathbf{q} , there exists a point c in $[a, b]$ such that $\mathbf{f}(c) = \mathbf{r}$.

Finally, it is worth noting that the concept of a limit for vector-valued functions is very similar to the concept of a limit for scalar-valued functions. The only difference is that the limit is a vector in \mathbb{R}^n instead of a scalar in \mathbb{R} .

In conclusion, the study of vector-valued functions is a rich and interesting area of mathematics. It has many applications in physics, engineering, and other fields. The concepts of continuity and limits for vector-valued functions are fundamental to the study of these functions.

As a final note, it is worth mentioning that the study of vector-valued functions is closely related to the study of differential equations. In fact, many differential equations can be written in vector form, and the solutions to these equations are often vector-valued functions.

Overall, the study of vector-valued functions is a fascinating and important area of mathematics. It provides a powerful tool for understanding the behavior of functions in higher dimensions, and it has many practical applications in science and engineering.

Finally, it is worth noting that the study of vector-valued functions is a branch of mathematics that is constantly evolving. As new techniques and methods are developed, our understanding of these functions continues to grow, and new applications are discovered.

In conclusion, the study of vector-valued functions is a rich and interesting area of mathematics. It has many applications in physics, engineering, and other fields. The concepts of continuity and limits for vector-valued functions are fundamental to the study of these functions.

As a final note, it is worth mentioning that the study of vector-valued functions is closely related to the study of differential equations. In fact, many differential equations can be written in vector form, and the solutions to these equations are often vector-valued functions.

Overall, the study of vector-valued functions is a fascinating and important area of mathematics. It provides a powerful tool for understanding the behavior of functions in higher dimensions, and it has many practical applications in science and engineering.

Finally, it is worth noting that the study of vector-valued functions is a branch of mathematics that is constantly evolving. As new techniques and methods are developed, our understanding of these functions continues to grow, and new applications are discovered.



THE DEPARTMENT OF
AGRICULTURE & FOOD
AN ROINN TALMHAÍOCHTA AGUS BIA

CMMS

Statistics Report

2002



All rights reserved. No part of this publication may be reproduced, stored in a retrieval system, or transmitted in any form or by any means, electronic, mechanical, photocopying, recording or otherwise, without acknowledgement of the source.

© NBAS Division 2003



**National Beef Assurance Division,
Department of Agriculture and Food,
Dublin 2**

August 2003

Available on the Department's website: www.agriculture.gov.ie



THE DEPARTMENT OF
AGRICULTURE & FOOD
AN ROINN TALMHAÍOCHTA AGUS BIA

Foreword

The Cattle Movement Monitoring System (CMMS) was established in response to the growing demand for the traceability of Irish cattle. From a beginning that comprised the registration of the birth of each calf born, it now comprises all calving, movement and disposal transactions that are conducted each year in relation to the 7 million cattle that make up the National Herd.

The recording of events associated with each animal involves the participation of over 120,000 farmers, 100 marts, 400 Local Authority abattoirs, 40 Meat Export premises, 40 live export licensed locations and 12 knackery premises. By any standard it is a substantial endeavour and the project now has a level of accuracy that allows the database to be used for a variety of functions in the protection of human health, the control of animal diseases, administration of payment of premia and marketing of cattle and beef products in the EU and to third countries.

The effort involved by farmers, mart personnel, local authority abattoirs, meat factories, exporters and knackeries in populating the database is acknowledged and, while this effort does not always have a direct impact on the provider of the data, the overall service offered to the industry does make for a more efficient and transparent management and production system which benefits all participants.

The statistics contained in this report outline the wide range of data that is now available to all sectors of the industry in planning to meet the challenges that are ahead in the industry.

The statistics cover the year 2002 and provide a snapshot of the end year position. They are based on an extract taken from CMMS in February 2003.

National Beef Assurance Division

Contents

Foreword	i
Contents	ii
Chapter I – Calf Birth Registration Data	1
Section 1	
Calf Birth Figures 2002 by month and by gender	3
National Bovine Calf Birth Figures 2002 by county	4
National Bovine Calf Birth Figures 2002 by county, by gender and by sire type	5
Section 2	
Calf Births 2002 by month, by gender and by sire type	6
Section 3	
Calf Births 2002 by month and by breed of dam	7
Section 4	
Sire Selection for Beef Dams	8
Sire Selection for Dairy Dams	8
Breed Composition of 2002 Born Calves	9
Chapter II – Movement Data	11
Section 1 Mart Movements	
Mart Movements 2002 by month and by gender	12
Age breakdown of Mart Movements for Beef Cattle by month and by gender	13
Age breakdown of Mart Movements for Dairy Cattle by month and by gender	14
Section 2 Farm to Farm Movements	
Farm to Farm Movements 2002 by month and by gender	15
Age breakdown of Farm to Farm Movements for Beef Cattle by month and by gender	16
Age breakdown of Farm to Farm Movements for Dairy Cattle by month and by gender	17
Chapter III – Disposals of Cattle	19
Section 1	
Overall Summary of Cattle Disposals and On Farm Deaths 2002	20
Section 2 Cattle Disposals in Export Approved Slaughter Plants 2002	
Factory Slaughtering 2002 by month and by gender	21
Age Profile of Factory Slaughtering 2002 for Beef Cattle by month and by gender	22

Age Profile of Factory Slaughtering 2002 for Dairy Cattle by month and by gender	22
Section 3 Cattle Disposals in Local Authority Licensed Abattoirs 2002	
Abattoir Slaughtering 2002 by month and by gender	23
Age Profile of Abattoir Slaughtering 2002 for Beef Cattle by month and by gender	24
Age Profile of Abattoir Slaughtering 2002 for Dairy Cattle by month and by gender	24
Section 4 On Farm Deaths 2002	
On Farm Deaths Slaughtering 2002 by month and by gender	25
Age Profile of On Farm Deaths 2002 for Male Beef Cattle by month	26
Age Profile of On Farm Deaths 2002 for Female Beef Cattle by month	26
Age Profile of On Farm Deaths 2002 for Male Dairy Cattle by month	27
Age Profile of On Farm Deaths 2002 for Female Dairy Cattle by month	27
Section 5 Stillborn Calves 2002	
Stillborn Calves 2002 by month and by gender	28
Section 6 Live Exports 2002	
Live Exports 2002 by month and by gender	29
Age Profile of Live Exports 2002 for Beef Cattle by month and by gender	30
Age Profile of Live Exports 2002 for Dairy Cattle by month and by gender	31
Destination of Live Bovine Exports	32
Chapter IV – National Herd Data	33
Section 1	
Age Profile of Live Herd at 31/12/02 by gender	34
Section 2	
Age Profile of Live Herd at 31/12/02 by county	35
Section 3	
Age Profile of Live Herd at 31/12/02 by breed code	36
Section 4	
Profile of Live Herd at 31/12/02 by county and by breed code	37
Chapter V – Suppliers of CMMS Data 2002	39
Local Authority Abattoirs	40
Approved Export Points	44
Export Approved Slaughter Plants	45
Licensed Knackereries	46
Licensed Marts	48

Chapter I

Calf Birth Registration Data



An Roinn Talmhaíochta, Bia agus Forbartha Tassúige
 Department of Agriculture, Food and Rural Development,
 Ireland.

Passport/Cattle Identity Card

Tag No. **INNER FACE**

IE 8888888 9 0001

Date of Birth: 30 MAR 2001 / 30/03/2001
 Breed: FRX Sex: MALE
 Date of Issue of Card: 02/05/2001

LD. Code of Dam: IEWXYZ8888V

Name & Address of Owner/Keeper of Herd of Birth/Origin: JOHN FARMER, GLENROE, BRAY, CO. WICKLOW.
 Herd No.: Z99999999
 Signature: SAMPLE

Special Beef Premium Eligibility/Status (for Official use)

FIRST AGE PREMIUM	BULL PREMIUM FROM	ONE FULL LIVESTOCK UNIT FROM	SECOND AGE PREMIUM
FROM 30/10/2001	30/10/2001	31/03/2003	FROM
TO 29/11/2002	NO UPPER AGE LIMIT		30/11/2002

R3030785 Certificate of Tuberculosis Testing
 I certify that this animal passed the test indicated below and that no animal failed the test. **R3030785**
FOLD CARD INWARDS ON THIS LINE ONLY

Date of Test	Herd No.	Signature of Veterinary Surgeon
1.		
2.		
3.		
4.		
5.		
6.		
7.		

R3030785 Certificate of Brucellosis Testing
 I certify that this animal passed the test indicated below and that no animal failed the test. **R3030785**

Date of Test	Herd No.	Signature of Certifier
1.		
2.		
3.		
4.		
5.		
6.		
7.		

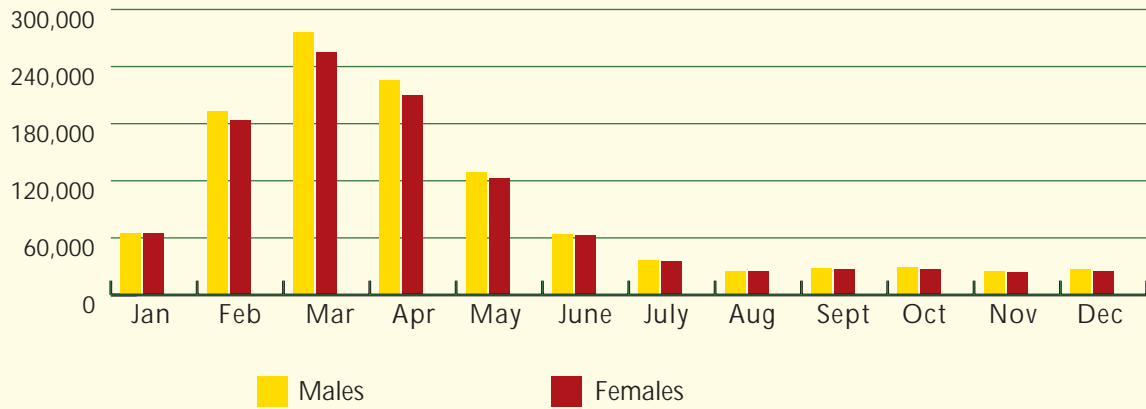
This is an official document. It is the property of the Minister for Agriculture, Food and Rural Development. Any alteration, falsification, damage renders it invalid. Document must be signed by the owner/keeper and completed at RECORD OF OWNERS/KEEPERS, TRANSACTIONS AND MOVEMENTS following arrival of animal at each holding (see reverse of card). Document must be surrendered (a) on request to an Authorised Person (b) to the veterinary surgeon at the commencement of test (c) to the new owner/keeper at time of sale/transfer (d) to the factory/abattoir at time of slaughter (e) to the DVD within 7 days in the event of death of the animal.

Tag No. **IE888888890001**



Section 1

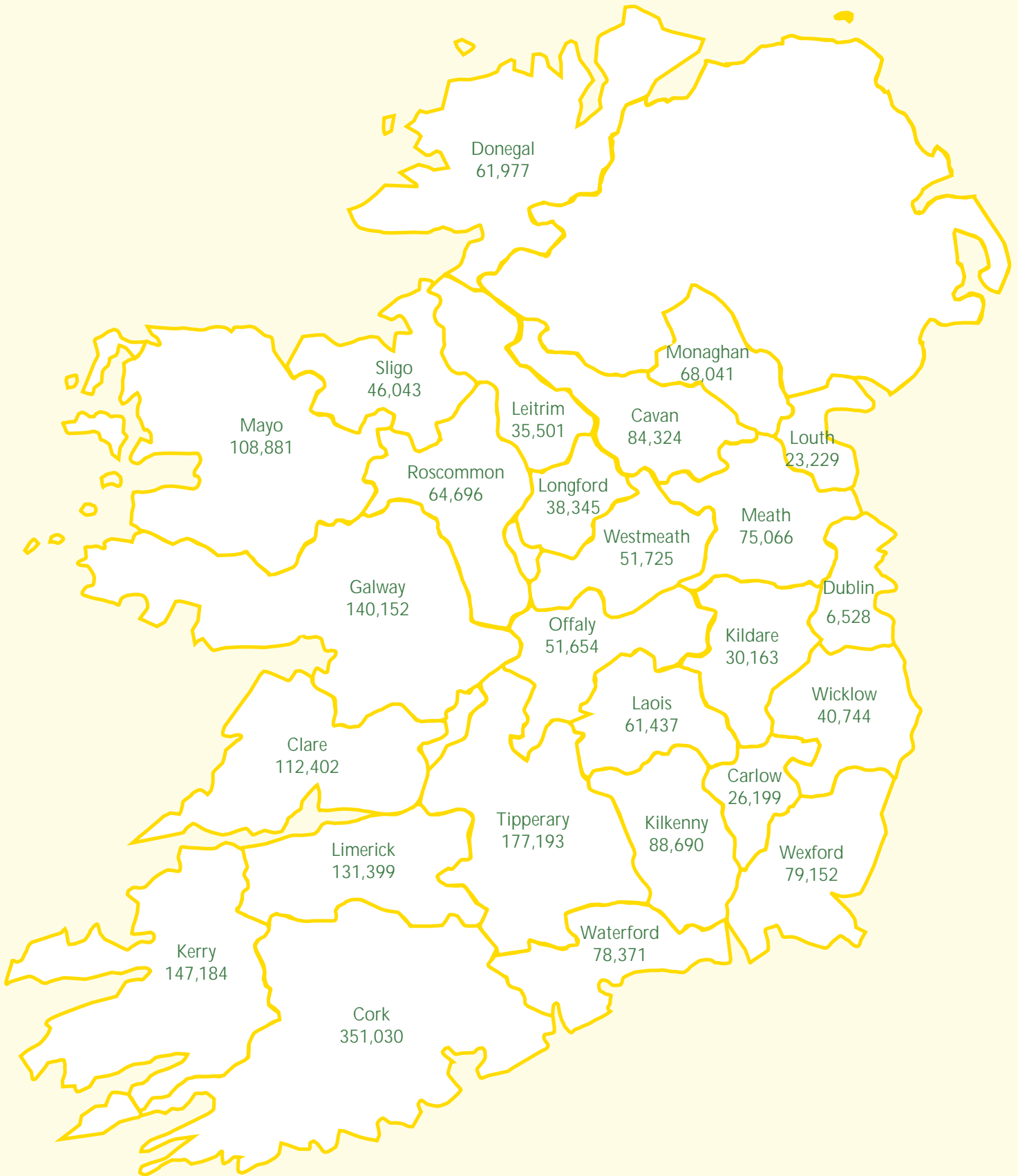
Calf Birth Figures 2002 by month and by gender.



Month	Males	Females	Calves
Jan	65,030	64,389	129,419
Feb	192,764	183,684	376,448
Mar	275,624	255,240	530,864
Apr	225,237	209,193	434,430
May	128,380	121,940	250,320
June	63,143	62,534	125,677
July	36,231	35,429	71,660
Aug	25,198	24,746	49,944
Sept	27,355	27,141	54,496
Oct	28,921	27,257	56,178
Nov	24,989	24,101	49,090
Dec	26,440	25,160	51,600
Total	1,119,312	1,060,814	2,180,126



National Bovine Calf Birth Figures 2002 by county



National Bovine Calf Birth Figures 2002 by county, by gender and by sire type.

County	Calves born to a beef bull			Calves born to dairy bull			Overall Total
	Male	Female	Total	Male	Female	Total	
Carlow	10,977	10,585	21,562	2,403	2,234	4,637	26,199
Cavan	34,068	32,098	66,166	9,153	9,005	18,158	84,324
Clare	50,227	47,666	97,893	7,369	7,140	14,509	112,402
Cork	110,171	103,553	213,724	70,310	66,996	137,306	351,030
Donegal	27,341	26,114	53,455	4,412	4,110	8,522	61,977
Dublin	2,537	2,446	4,983	819	726	1,545	6,528
Galway	64,210	60,973	125,183	7,633	7,336	14,969	140,152
Kerry	49,606	46,797	96,403	26,124	24,657	50,781	147,184
Kildare	11,947	11,451	23,398	3,487	3,278	6,765	30,163
Kilkenny	33,191	31,349	64,540	12,319	11,831	24,150	88,690
Laois	24,185	23,084	47,269	7,319	6,849	14,168	61,437
Leitrim	17,485	16,838	34,323	577	601	1,178	35,501
Limerick	42,180	39,120	81,300	25,787	24,312	50,099	131,399
Longford	17,630	16,917	34,547	1,932	1,866	3,798	38,345
Louth	7,753	7,164	14,917	4,210	4,102	8,312	23,229
Mayo	50,146	47,201	97,347	5,881	5,653	11,534	108,881
Meath	26,018	24,852	50,870	12,326	11,870	24,196	75,066
Monaghan	24,764	23,039	47,803	10,477	9,761	20,238	68,041
Offaly	21,168	20,258	41,426	5,246	4,982	10,228	51,654
Roscommon	31,706	30,241	61,947	1,386	1,363	2,749	64,696
Sligo	21,058	20,214	41,272	2,389	2,382	4,771	46,043
Tipperary	62,679	58,032	120,711	28,847	27,635	56,482	177,193
Waterford	27,263	25,862	53,125	12,725	12,521	25,246	78,371
Westmeath	22,472	21,136	43,608	4,071	4,046	8,117	51,725
Wexford	29,436	27,856	57,292	11,227	10,633	21,860	79,152
Wicklow	15,645	15,117	30,762	5,020	4,962	9,982	40,744
	835,863	789,963	1,625,826	283,449	270,851	554,300	2,180,126

Section 2

Calf Births 2002 by month, by gender and by sire type.

Month	Calves born to a beef bull			Calves born to dairy bull			Overall Total
	Male	Female	Total	Male	Female	Total	
January	40,799	39,274	80,073	24,231	25,115	49,346	129,419
February	102,715	96,744	199,459	90,049	86,940	176,989	376,448
March	203,066	188,404	391,470	72,558	66,836	139,394	530,864
April	192,025	178,114	370,139	33,212	31,079	64,291	434,430
May	113,315	107,644	220,959	15,065	14,296	29,361	250,320
June	56,719	56,012	112,731	6,424	6,522	12,946	125,677
July	32,452	31,789	64,241	3,779	3,640	7,419	71,660
August	21,535	21,074	42,609	3,663	3,672	7,335	49,944
September	18,517	18,156	36,673	8,838	8,985	17,823	54,496
October	18,468	17,542	36,010	10,453	9,715	20,168	56,178
November	16,744	16,383	33,127	8,245	7,718	15,963	49,090
December	19,508	18,827	38,335	6,932	6,333	13,265	51,600
	835,863	789,963	1,625,826	283,449	270,851	554,300	2,180,126



Section 3

Calf Births 2002 by month and by breed of dam.

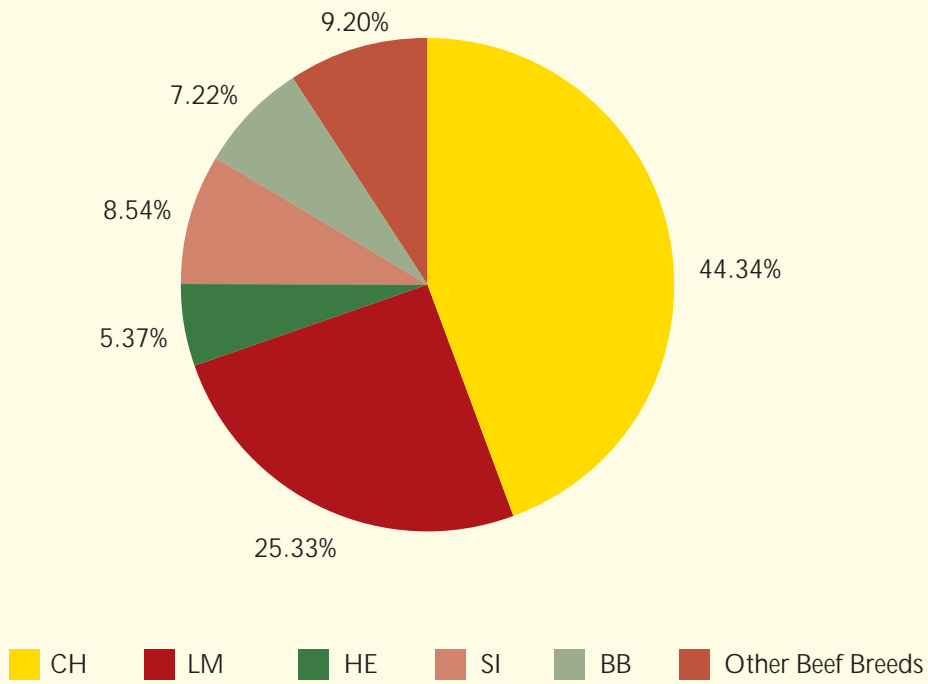
Breed of Dam

Month	FR	HE	CH	SI	LM	AA	BA	BB	JE	MO	RW	SA	SH	Other	Total
Jan	47,377	9,984	26,753	8,657	17,619	8,411	536	7,187	102	1,022	764	186	527	294	129,419
Feb	167,835	28,924	54,482	20,363	39,176	29,565	1,003	23,594	758	4,913	3,029	474	1,378	954	376,448
Mar	130,497	49,079	128,902	37,312	84,976	45,054	2,395	38,339	730	4,916	2,773	1,139	3,334	1,418	530,864
Apr	59,999	41,288	130,268	33,092	85,297	39,036	2,164	33,239	258	2,651	1,075	1,222	3,779	1,062	434,430
May	27,271	24,544	76,244	20,713	53,024	22,297	1,445	18,770	119	1,318	506	745	2,708	616	250,320
Jun	12,044	12,277	39,439	11,067	26,976	10,861	641	9,415	22	589	227	462	1,364	293	125,677
Jul	6,884	6,989	22,932	6,285	15,737	5,922	381	4,862	24	380	86	206	816	156	71,660
Aug	6,883	4,204	15,718	4,083	10,757	3,629	260	3,167	32	296	89	155	528	143	49,944
Sept	16,965	3,346	12,611	3,210	9,758	3,743	289	3,155	22	552	200	123	365	157	54,496
Oct	19,211	3,197	11,877	2,984	10,251	3,543	268	3,220	40	614	218	175	331	249	56,178
Nov	15,369	2,509	11,450	2,764	9,428	3,337	228	2,895	35	377	69	105	244	280	49,090
Dec	12,749	2,511	14,393	3,083	11,042	3,043	231	3,338	10	354	0	129	307	410	51,600
	523,084	188,852	545,069	153,613	374,041	178,441	9,841	151,181	2,152	17,982	9,036	5,121	15,681	6,032	2,180,126

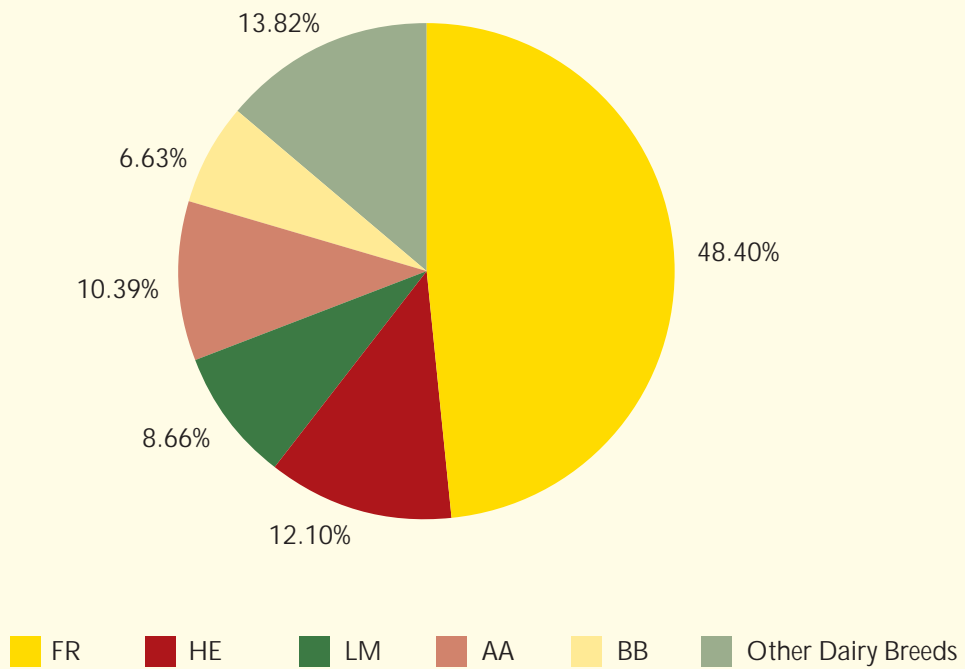
FR: Friesian AA: Aberdeen Angus RW: Rotbunte
 HE: Hereford BA: Blonde D'Aquitaine SA: Salers
 CH: Charolais BB: Belgian Blue SH: Shorthorn
 SI: Simmental JE: Jersey
 LM: Limousin MO: Montbelliarde

Section 4

Sire Selection for Beef Dams.



Sire Selection for Dairy Dams.



Breed Composition of 2002 Born Calves.

Breed of Dam

	FR	HE	CH	SI	LM	AA	BA	BB	JE	MO	RW	SA	SH	Other	Total
FR	513,652	1,645	513	1,468	922	990	15	481	357	1,252	942	6	399	442	523,084
HE	127,985	34,507	4,987	5,925	5,805	4,791	105	1,471	92	613	400	54	1,920	195	188,850
CH	51,741	90,635	155,645	76,785	78,558	56,338	913	15,357	92	576	369	970	16,336	754	545,069
SI	57,902	20,392	11,780	37,830	11,690	7,845	238	2,601	27	474	275	63	2,245	252	153,614
LM	90,724	51,669	42,859	40,815	92,288	30,140	752	11,953	75	941	665	492	9,898	770	374,041
AA	108,999	11,700	7,685	7,346	8,950	25,292	184	2,917	131	1,190	493	151	2,882	522	178,442
BA	2,110	1,548	1,084	1,165	1,261	765	1,269	345	1	27	5	13	222	26	9,841
BB	69,656	14,008	12,358	13,431	17,834	10,950	322	8,321	120	588	444	145	2,708	297	151,182
JE	1,339	7	0	5	6	2	0	1	735	32	6	0	5	14	2,152
MO	13,002	143	60	289	94	104	3	43	11	3,837	235	1	68	92	17,982
RW	6,470	59	29	129	33	69	8	17	12	106	2,010	1	49	43	9,035
SA	521	505	651	594	609	594	8	134	3	16	30	878	215	363	5,121
SH	2,265	1,909	987	901	1,254	1,428	14	356	17	50	38	15	6,388	59	15,681
Other	2,691	331	335	375	323	301	8	104	18	53	26	23	126	1,318	6,032
	1,049,057	229,058	238,973	187,058	219,627	139,609	3,839	44,101	1,691	9,755	5,938	2,812	43,461	5,147	2,180,126

Breed of Sire

FR: Friesian	AA: Aberdeen Angus	RW: Rotbunte
HE: Hereford	BA: Blonde D'Aquitaine	SA: Salers
CH: Charolais	BB: Belgian Blue	SH: Shorthorn
SI: Simmental	JE: Jersey	
LM: Limousin	MO: Montbelliarde	

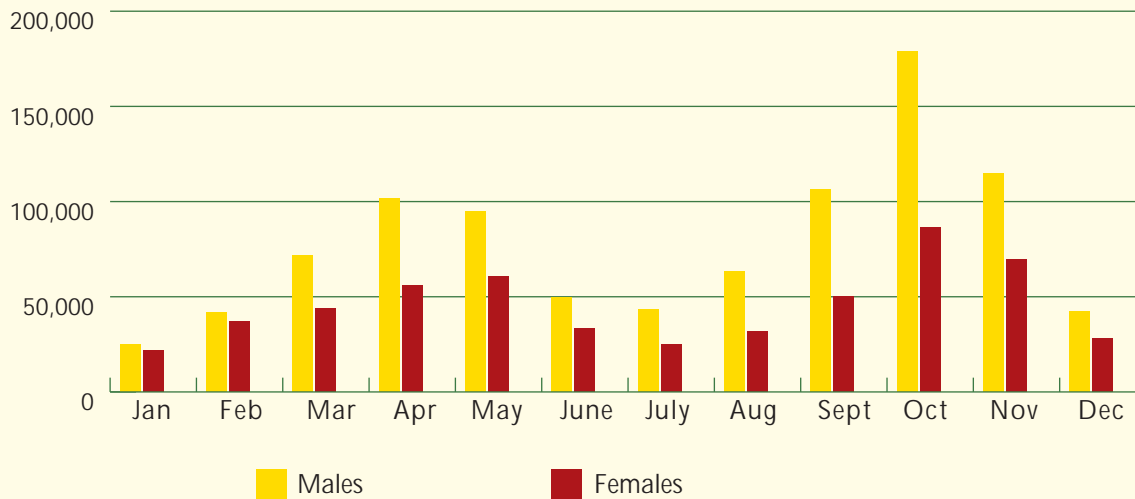
Chapter II

Movement Data



Section 1 *Mart Movements*

Mart Movements 2002 by month and by gender.



Month	Males	Females	Total
Jan	24,726	21,713	46,439
Feb	41,614	37,185	78,799
Mar	71,448	43,602	115,050
Apr	101,633	56,148	157,781
May	94,790	60,661	155,451
Jun	49,870	33,608	83,478
Jul	43,119	24,823	67,942
Aug	63,050	31,648	94,698
Sep	106,248	49,997	156,245
Oct	178,912	86,429	265,341
Nov	114,579	69,422	184,001
Dec	42,414	28,215	70,629
Total	932,403	543,451	1,475,854



Age Breakdown of Mart Movements for Beef Cattle* by month and by gender.

Month	0-6 weeks		6 wks-6 mts		6-12 mts		12-18 mts		18-24 mts		24-30 mts		30 mts +		Total
	M	F	M	F	M	F	M	F	M	F	M	F	M	F	
Jan	1,294	1,235	807	703	7,066	7,758	1,286	703	6,467	4,351	681	343	971	4,469	38,134
Feb	3,852	4,235	835	701	10,172	10,417	2,775	1,481	9,136	7,573	1,422	1,049	1,153	6,663	61,464
Mar	8,711	9,086	688	668	12,033	9,227	7,904	3,171	10,940	5,941	5,162	2,240	1,098	5,566	82,435
Apr	10,321	10,509	1,331	1,303	13,262	8,869	20,524	10,668	13,102	5,305	13,734	5,094	1,481	5,644	121,147
May	11,581	10,548	2,707	2,852	9,098	5,957	27,285	15,099	7,239	3,672	14,799	6,901	1,287	7,674	126,699
Jun	6,417	5,714	2,514	2,512	3,663	2,526	17,077	9,797	2,192	1,330	7,660	3,980	579	4,483	70,444
Jul	3,815	3,132	2,799	3,194	3,246	2,171	16,712	9,194	1,745	950	5,718	2,242	492	1,808	57,218
Aug	1,610	1,394	6,169	5,973	6,285	4,047	26,051	12,049	4,684	1,951	6,894	2,319	738	2,314	82,478
Sep	1,105	991	16,845	10,726	21,692	12,204	29,868	12,404	15,210	5,747	6,932	2,575	1,313	3,361	140,973
Oct	1,121	895	22,173	13,383	56,192	34,054	30,834	11,861	38,187	13,625	6,811	2,535	3,612	6,692	241,975
Nov	995	890	10,824	7,076	35,942	26,237	14,091	6,343	31,479	14,765	3,292	1,749	3,553	8,471	165,707
Dec	823	676	2,635	1,843	12,118	9,227	3,928	1,842	12,646	6,974	946	567	1,442	4,873	60,540
	51,645	49,305	70,327	50,934	190,769	132,694	198,335	94,612	153,027	72,184	74,051	31,594	17,719	62,018	1,249,214

* For the purpose of this table beef cattle are defined as the progeny of bulls of a beef breed.

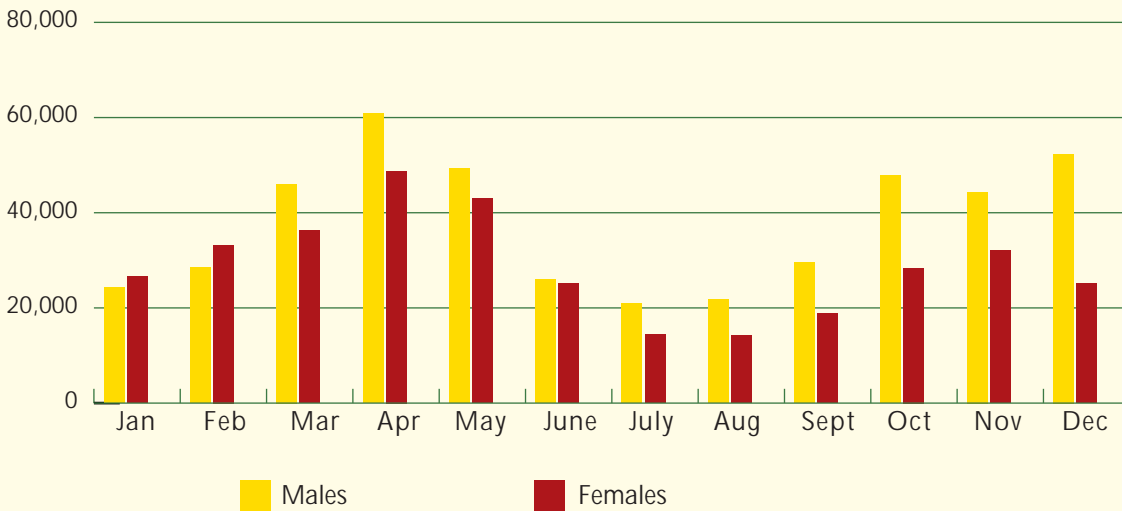
Age Breakdown of Mart Movements for Dairy Cattle by month and by gender.**

Month	0-6 weeks		6 wks-6 mts		6-12 mts		12-18 mts		18-24 mts		24-30 mts		30 mts +		Total
	M	F	M	F	M	F	M	F	M	F	M	F	M	F	
Jan	1,664	80	480	10	1,979	164	531	11	1,218	258	177	101	105	1,527	8,305
Feb	6,839	275	397	18	1,886	184	1,299	50	1,173	669	572	540	103	3,330	17,335
Mar	15,924	835	631	51	1,488	132	4,344	193	979	453	1,427	1,551	119	4,488	32,615
Apr	10,860	870	1,840	150	1,396	147	9,747	553	1,199	296	2,680	1,883	156	4,857	36,634
May	6,136	921	2,213	256	958	182	8,512	978	788	204	2,060	1,250	127	4,167	28,752
Jun	2,442	500	1,254	216	339	40	4,379	388	391	81	904	443	59	1,598	13,034
Jul	1,314	296	979	161	275	21	4,583	268	565	30	806	220	70	1,136	10,724
Aug	554	85	712	110	407	24	5,335	197	2,864	73	605	133	142	979	12,220
Sep	823	69	613	112	1,253	109	3,322	126	6,475	165	500	135	297	1,273	15,272
Oct	1,740	83	597	95	3,020	254	2,354	153	11,424	474	458	162	389	2,163	23,366
Nov	1,653	51	474	68	2,641	258	1,196	62	7,728	540	315	119	396	2,793	18,294
Dec	1,344	28	340	33	1,702	113	580	38	3,528	447	229	49	153	1,505	10,089
	51,293	4,093	10,530	1,280	17,344	1,628	46,182	3,017	38,332	3,690	10,733	6,586	2,116	29,816	226,640

** For the purpose of this table dairy cattle are defined as the progeny of bulls of a dairy breed.

Section 2 *Farm to Farm Movements*

Farm to Farm Movements 2002 by month and by gender.



	Males	Females	Total
Jan	24,236	26,553	50,789
Feb	28,552	33,232	61,784
Mar	46,038	36,248	82,286
Apr	60,887	48,778	109,665
May	49,288	42,955	92,243
Jun	26,040	25,117	51,157
Jul	20,938	14,347	35,285
Aug	21,701	14,237	35,938
Sep	29,479	18,808	48,287
Oct	47,781	28,371	76,152
Nov	44,375	32,002	76,377
Dec	52,342	25,112	77,454
	451,657	345,760	797,417

Age Breakdown of Farm to Farm Movements for Beef Cattle* by month and by gender.

Month	0-6 weeks		6 wks-6 mts		6-12 mts		12-18 mts		18-24 mts		24-30 mts		30 mts +		Total
	M	F	M	F	M	F	M	F	M	F	M	F	M	F	
Jan	1,441	1,090	1,082	833	7,596	6,913	1,170	640	4,201	3,153	342	364	992	5,966	35,783
Feb	3,716	2,925	861	700	7,268	5,906	1,702	862	3,196	3,423	621	715	797	6,409	39,101
Mar	9,317	6,642	965	746	6,579	4,216	3,853	1,514	3,521	2,431	1,767	1,320	884	6,018	49,773
Apr	11,699	8,716	2,271	1,911	6,301	4,332	8,643	4,593	4,089	1,985	4,205	2,614	1,091	7,527	69,977
May	9,937	7,510	3,264	2,920	3,812	2,729	10,035	5,959	2,104	1,312	3,865	3,262	1,125	7,102	64,936
Jun	4,543	3,044	2,862	2,332	1,830	1,220	6,221	4,457	719	569	2,060	2,308	657	4,861	37,683
Jul	2,002	1,204	2,418	1,910	1,342	651	6,117	2,982	594	294	1,754	1,103	561	2,059	24,991
Aug	1,203	567	4,037	2,363	2,210	1,201	5,385	2,758	1,066	520	1,318	780	678	1,823	25,909
Sep	775	532	6,333	3,429	5,477	2,872	5,291	2,498	2,616	1,236	1,172	937	588	2,819	36,575
Oct	955	707	7,870	3,719	15,394	7,373	4,620	2,046	6,042	2,657	968	820	1,170	4,327	58,668
Nov	1,177	812	4,394	2,355	15,816	9,118	3,257	1,643	6,886	4,003	861	631	1,613	6,355	58,921
Dec	954	668	2,486	1,218	18,598	6,929	2,783	875	10,289	3,347	667	340	1,254	5,188	55,596
	47,719	34,417	38,843	24,436	92,223	53,460	59,077	30,827	45,323	24,930	19,600	15,194	11,410	60,454	557,913

* For the purpose of this table beef cattle are defined as the progeny of bulls of a beef breed.

Age Breakdown of Farm to Farm Movements for Dairy Cattle by month and by gender.**

Month	0-6 weeks		6 wks-6 mts		6-12 mts		12-18 mts		18-24 mts		24-30 mts		30 mts +		Total
	M	F	M	F	M	F	M	F	M	F	M	F	M	F	
Jan	2,221	204	1,308	85	2,415	436	438	71	736	1,359	126	610	168	4,829	15,006
Feb	6,340	654	760	235	1,497	415	787	290	530	1,529	325	2,007	152	7,162	22,683
Mar	13,131	1,894	1,296	221	1,220	302	2,356	395	514	673	476	2,878	159	6,998	32,513
Apr	10,247	2,028	4,266	1,156	1,201	315	5,089	1,363	530	375	1,103	3,177	152	8,686	39,688
May	4,677	1,302	4,351	1,040	917	230	3,819	1,389	458	273	757	1742	167	6,185	27,307
Jun	1,331	488	2,465	629	491	136	1,977	717	374	144	399	854	111	3,358	13,474
Jul	566	226	2,104	518	624	136	2,035	360	312	109	386	394	123	2,401	10,294
Aug	406	126	1,604	275	926	161	1,547	352	901	284	220	536	200	2,491	10,029
Sep	998	120	1,089	186	1,960	293	944	178	1,823	475	178	359	235	2,874	11,712
Oct	2,586	300	867	190	3,152	444	693	194	3,080	964	169	390	215	4,240	17,484
Nov	2,470	230	676	112	3,614	845	473	150	2,738	1,270	141	325	259	4,153	17,456
Dec	2,030	158	679	117	7,175	578	986	111	3,950	1,188	280	291	211	4,104	21,858
	47,003	7,730	21,465	4,764	25,192	4,291	21,144	5,570	15,946	8,643	4,560	13,563	2,152	57,481	239,504

** For the purpose of this table dairy cattle are defined as the progeny of bulls of a dairy breed.

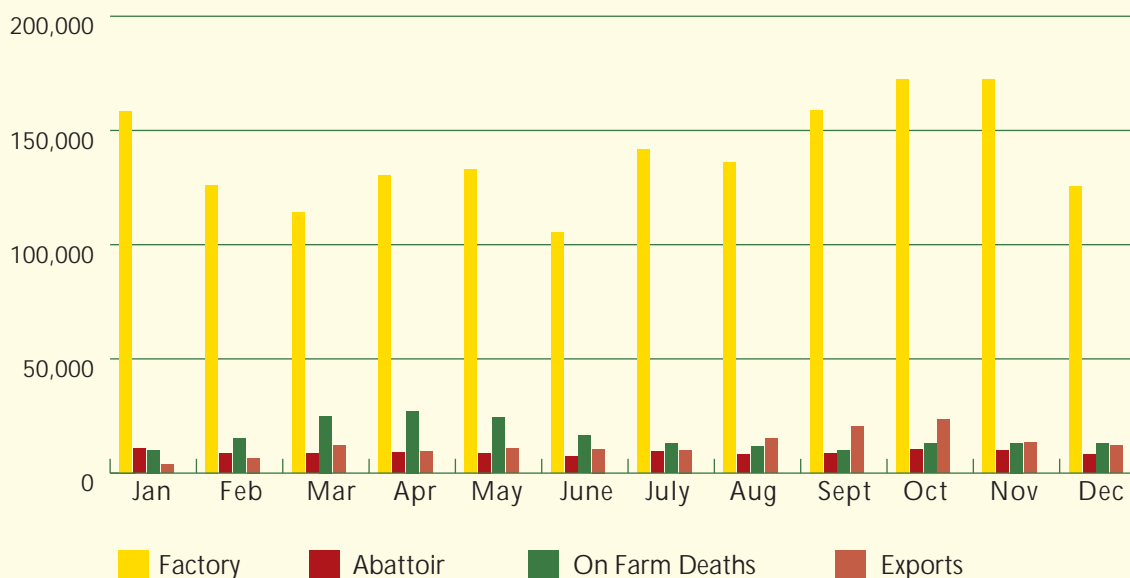
Chapter III

Disposals of Cattle



Section 1

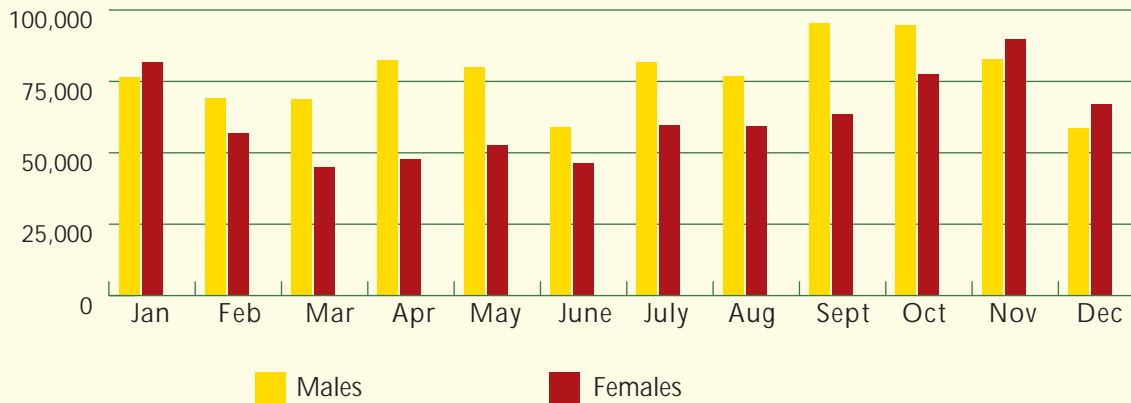
Overall Summary of Cattle Disposals and On Farm Deaths 2002.



Month	Factory	Abattoir	On Farm Deaths	Exports	Total
Jan	158,222	10,611	10,162	3,753	182,748
Feb	126,118	8,498	15,231	6,638	156,485
Mar	113,941	8,518	25,026	12,076	159,561
Apr	130,305	8,897	27,201	9,564	175,967
May	132,963	8,777	24,459	10,913	177,112
Jun	105,492	7,421	16,335	10,601	139,849
Jul	141,551	9,348	13,129	10,132	174,160
Aug	136,145	8,058	11,635	14,986	170,824
Sep	158,909	8,467	10,046	20,468	197,890
Oct	172,336	10,203	13,079	23,427	219,045
Nov	172,385	9,823	13,168	13,285	208,661
Dec	125,580	8,119	12,966	12,251	158,916
	1,673,947	106,740	192,437	148,094	2,121,218

Section 2 *Cattle Disposals in Export Approved Slaughter Plants 2002*

Factory Slaughterings 2002 by month and by gender.



	Male	Female	Total
Jan	76,499	81,723	158,222
Feb	69,101	57,017	126,118
Mar	68,791	45,150	113,941
Apr	82,497	47,808	130,305
May	80,140	52,823	132,963
Jun	59,165	46,327	105,492
Jul	81,881	59,670	141,551
Aug	76,742	59,403	136,145
Sep	95,426	63,483	158,909
Oct	94,874	77,462	172,336
Nov	82,671	89,714	172,385
Dec	58,610	66,970	125,580
	926,397	747,550	1,673,947

Age Profile of Factory Slaughtering 2002 for Beef Cattle* by month and by gender.

Month	0-12 mts		12-18 mts		18-24 mts		24-30 mts		30 mts +		Total
	M	F	M	F	M	F	M	F	M	F	
Jan	640	1,612	687	1,217	16,804	31,141	9,850	4,051	31,199	23,441	120,642
Feb	759	1,683	821	1,022	23,324	18,925	12,971	4,945	14,793	13,561	92,804
Mar	1,068	1,533	1,039	1,460	19,477	12,289	22,231	8,254	9,252	7,616	84,219
Apr	803	1,088	1,956	2,191	12,407	8,136	39,706	13,749	8,283	8,141	96,460
May	419	596	4,142	3,411	5,913	4,610	43,700	17,344	8,810	10,284	99,229
Jun	447	750	3,585	3,415	1,986	2,397	35,552	14,856	6,657	10,481	80,126
Jul	450	802	2,904	5,149	1,974	2,774	52,755	17,708	9,094	16,066	109,676
Aug	654	1,386	1,640	5,231	1,442	3,132	51,084	14,666	9,956	17,471	106,662
Sep	558	1,508	1,113	5,378	2,251	7,195	61,413	14,337	17,808	19,584	131,145
Oct	827	1,970	608	5,053	3,209	16,219	47,978	11,930	29,969	23,921	141,684
Nov	882	1,928	613	3,470	5,413	29,391	27,960	7,615	36,171	27,451	140,894
Dec	947	1,816	511	1,882	7,984	25,343	10,584	3,935	26,512	19,261	98,775
	8,454	16,672	19,619	38,879	102,184	161,552	415,784	133,390	208,504	197,278	1,302,316

Age Profile of Factory Slaughtering 2002 for Dairy Cattle by month and by gender.**

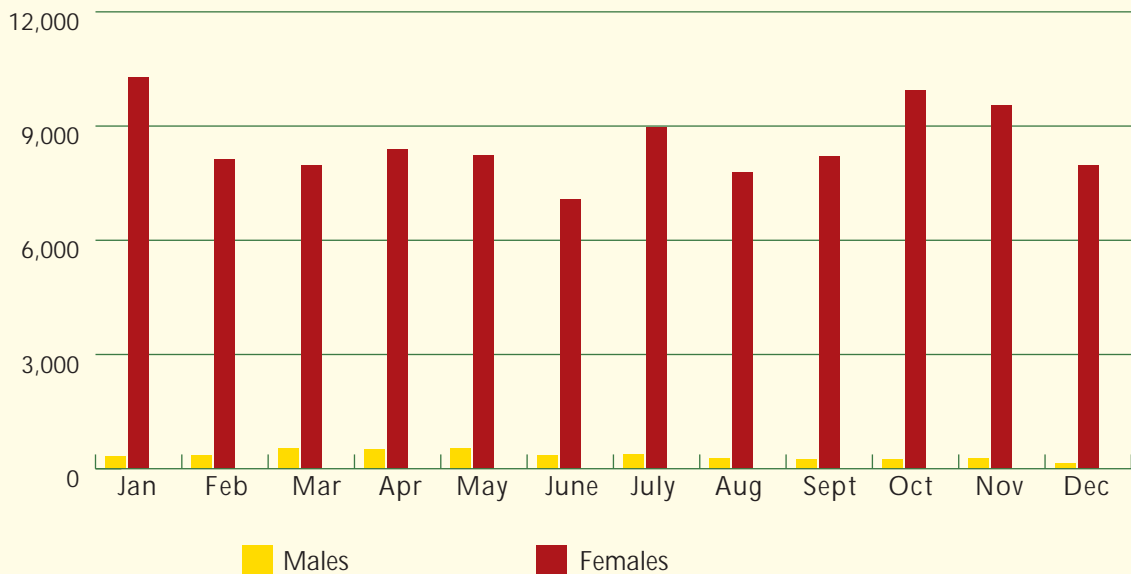
Month	0-12 mts		12-18 mts		18-24 mts		24-30 mts		30 mts +		Total
	M	F	M	F	M	F	M	F	M	F	
Jan	233	429	97	107	7,682	1,146	3,656	450	5,651	18,129	37,580
Feb	322	427	220	229	5,755	776	7,969	637	2,167	14,812	33,314
Mar	419	618	346	440	2,353	370	11,351	1,051	1,255	11,519	29,722
Apr	241	259	631	297	1,310	153	15,843	1,235	1,317	12,559	33,845
May	76	150	1,344	235	799	122	13,458	1,243	1,479	14,828	33,734
Jun	214	225	925	279	482	113	8,055	1,098	1,262	12,713	25,366
Jul	100	281	738	326	488	106	11,794	1,396	1,584	15,062	31,875
Aug	197	402	508	259	585	274	8,169	1,170	2,507	15,412	29,483
Sep	148	220	108	124	1,002	398	6,178	708	4,847	14,031	27,764
Oct	374	392	102	128	1,518	682	4,235	458	6,054	16,709	30,652
Nov	194	302	58	98	1,940	828	3,377	292	6,063	18,339	31,491
Dec	253	423	93	110	5,320	775	2,270	274	4,136	13,151	26,805
	2,771	4,128	5,170	2,632	29,234	5,743	96,355	10,012	38,322	177,264	371,631

* For the purpose of this table beef cattle are defined as the progeny of bulls of a beef breed.

** For the purpose of this table dairy cattle are defined as the progeny of bulls of a dairy breed.

Section 3 *Cattle Disposals in Local Authority Licensed Abattoirs 2002*

Abattoir Slaughterings 2002 by month and by gender.



	Male	Female	Total
Jan	338	10,273	10,611
Feb	365	8,133	8,498
Mar	534	7,984	8,518
Apr	502	8,395	8,897
May	537	8,240	8,777
Jun	351	7,070	7,421
Jul	369	8,979	9,348
Aug	275	7,783	8,058
Sep	247	8,220	8,467
Oct	252	9,951	10,203
Nov	272	9,551	9,823
Dec	139	7,980	8,119
Total	4,181	102,559	106,740

Age Profile of Abattoir Slaughtering 2002 for Beef Cattle* by month and by gender.

Month	0-6 mts		6-12 mts		12-18 mts		18-24 mts		24-30 mts		Total
	M	F	M	F	M	F	M	F	M	F	
Jan	0	1	49	667	25	666	142	8,103	60	652	10,365
Feb	0	2	37	571	29	646	192	5,813	63	970	8,323
Mar	0	2	33	552	60	958	233	4,309	151	2,042	8,340
Apr	1	1	28	423	82	1,671	113	2,724	208	3,409	8,660
May	0	5	29	241	106	2,635	88	1,437	253	3,756	8,550
Jun	1	5	5	131	106	2,541	26	851	200	3,390	7,256
Jul	7	4	14	171	87	3,922	17	988	223	3,751	9,184
Aug	3	14	7	207	49	3,472	14	1,287	177	2,677	7,907
Sep	3	66	9	442	37	2,912	28	2,431	146	2,241	8,315
Oct	4	58	18	739	30	2,342	33	4,813	137	1,853	10,027
Nov	1	31	28	749	34	1,400	64	6,084	109	1,161	9,661
Dec	0	13	19	589	16	753	43	5,919	40	597	7,989
	20	202	276	5,482	661	23,918	993	44,759	1,767	26,499	104,577

Age Profile of Abattoir Slaughtering 2002 for Dairy Cattle** by month and by gender.

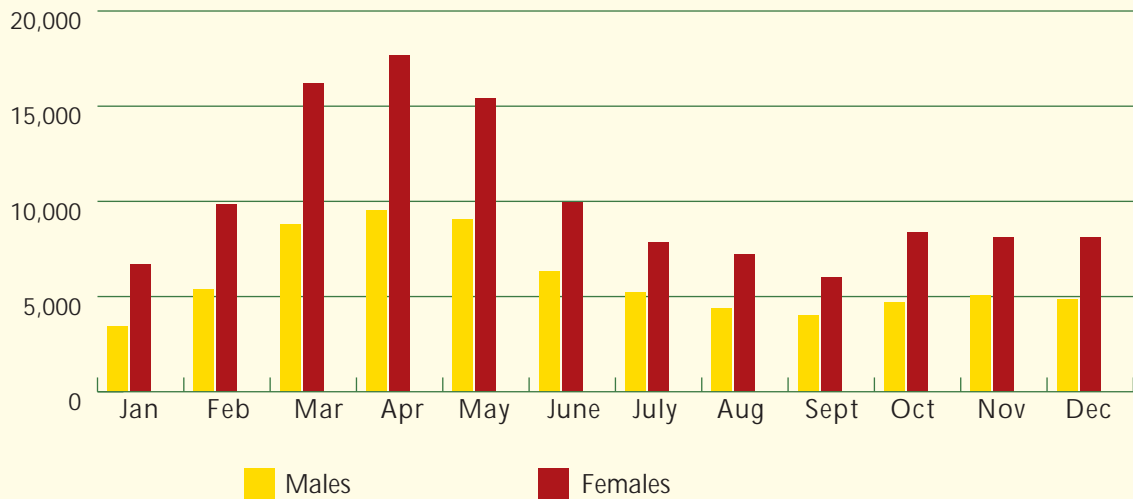
Month	0-6 mts		6-12 mts		12-18 mts		18-24 mts		24-30 mts		Total
	M	F	M	F	M	F	M	F	M	F	
Jan	0	0	1	4	3	5	31	144	27	31	246
Feb	0	0	2	3	4	4	20	79	18	45	175
Mar	0	0	3	1	21	4	12	46	21	70	178
Apr	0	0	2	2	33	21	5	35	30	109	237
May	0	0	2	2	30	29	8	23	21	112	227
Jun	0	0	0	1	7	32	0	15	6	104	165
Jul	0	0	0	0	3	27	2	21	16	95	164
Aug	0	0	0	1	7	21	1	31	17	73	151
Sep	1	1	2	3	2	14	7	41	12	69	152
Oct	0	0	1	2	3	22	16	82	10	40	176
Nov	0	0	5	5	10	9	16	92	5	20	162
Dec	0	0	2	1	1	11	16	83	2	14	130
	1	1	20	25	124	199	134	692	185	782	2,163

* For the purpose of this table beef cattle are defined as the progeny of bulls of a beef breed.

** For the purpose of this table dairy cattle are defined as the progeny of bulls of a dairy breed.

Section 4 *On Farm Deaths 2002*

On Farm Deaths 2002 by month and by gender.



Month	Male	Female	Total
Jan	3,452	6,710	10,162
Feb	5,361	9,870	15,231
Mar	8,797	16,229	25,026
Apr	9,510	17,691	27,201
May	9,063	15,396	24,459
Jun	6,355	9,980	16,335
Jul	5,250	7,879	13,129
Aug	4,388	7,247	11,635
Sep	4,005	6,041	10,046
Oct	4,721	8,358	13,079
Nov	5,053	8,115	13,168
Dec	4,860	8,106	12,966
	70,815	121,622	192,437

Age Profile of On Farm Deaths 2002 for Male Beef Cattle* by month.

Month	1 day - 1 week	1-3 weeks	3-6 weeks	6 wks - 3 mts	3-6 mts	6-12 mts	12-18 mts	18-24 mts	24-30 mts	30 mts+	Total
Jan	130	91	71	138	159	944	127	436	54	214	2,364
Feb	840	265	147	146	135	804	145	362	69	245	3,158
Mar	1,836	874	511	311	155	800	312	386	178	330	5,693
Apr	1,740	1,263	937	747	183	564	494	221	253	267	6,669
May	1,051	910	943	1,586	377	360	675	126	345	235	6,608
Jun	440	358	505	1,449	723	177	545	71	257	169	4,694
Jul	206	157	234	887	1,105	199	547	63	228	168	3,794
Aug	136	76	125	420	1,195	276	485	89	191	133	3,126
Sep	113	36	53	215	971	514	400	163	177	138	2,780
Oct	169	48	64	149	791	1,180	311	315	119	214	3,360
Nov	179	81	91	131	556	1,496	266	381	82	259	3,522
Dec	188	94	82	175	392	1,470	192	463	69	332	3,457
	7,028	4,253	3,763	6,354	6,742	8,784	4,499	3,076	2,022	2,704	49,225

Age Profile of On Farm Deaths 2002 for Female Beef Cattle* by month.

Month	1 day - 1 week	1-3 weeks	3-6 weeks	6 wks - 3 mts	3-6 mts	6-12 mts	12-18 mts	18-24 mts	24-30 mts	30 mts+	Total
Jan	99	99	70	120	151	691	77	298	48	2,188	3,841
Feb	708	212	127	131	116	566	97	264	62	2,452	4,735
Mar	1,412	755	460	285	140	499	188	317	201	4,310	8,567
Apr	1,269	1,092	834	688	157	375	338	288	329	4,901	10,271
May	716	773	830	1,385	303	257	500	186	469	4,321	9,740
Jun	294	298	419	1,227	589	167	485	89	348	2,759	6,675
Jul	159	162	220	723	954	128	484	84	314	1,999	5,227
Aug	89	62	76	323	916	260	413	111	279	2,198	4,727
Sep	71	37	55	163	785	431	342	153	180	1,643	3,860
Oct	99	57	40	127	722	918	335	277	184	2,860	5,619
Nov	106	64	72	124	422	1,176	181	365	104	2,744	5,358
Dec	137	84	76	150	304	1,113	146	376	64	2,536	4,986
	5,159	3,695	3,279	5,446	5,559	6,581	3,586	2,808	2,582	34,911	73,606

* For the purpose of this table beef cattle are defined as the progeny of bulls of a beef breed.

Age Profile of On Farm Deaths 2002 for Male Dairy Cattle by month.**

Month	1 day - 1 week	1-3 weeks	3-6 weeks	6 wks - 3 mts	3-6 mts	6-12 mts	12-18 mts	18-24 mts	24-30 mts	30 mts+	Total
Jan	180	63	49	109	69	361	47	107	23	80	1,088
Feb	996	321	111	91	103	210	127	77	51	116	2,203
Mar	946	568	539	245	119	177	226	57	87	140	3,104
Apr	490	393	463	708	135	133	267	49	80	123	2,841
May	200	179	283	863	323	102	274	35	76	120	2,455
Jun	37	63	107	477	560	98	159	23	68	69	1,661
Jul	33	30	60	255	657	131	148	29	61	52	1,456
Aug	53	11	26	101	563	218	120	68	34	68	1,262
Sep	155	24	15	46	326	393	75	111	24	56	1,225
Oct	197	71	69	47	184	499	67	141	20	66	1,361
Nov	147	101	92	128	133	581	67	177	21	84	1,531
Dec	83	95	103	141	108	532	58	160	25	98	1,403
	3,517	1,919	1,917	3,211	3,280	3,435	1,635	1,034	570	1,072	21,590

Age Profile of On Farm Deaths 2002 for Female Dairy Cattle by month.**

Month	1 day - 1 week	1-3 weeks	3-6 weeks	6 wks - 3 mts	3-6 mts	6-12 mts	12-18 mts	18-24 mts	24-30 mts	30 mts+	Total
Jan	150	48	29	48	46	207	38	138	60	2,105	2,869
Feb	722	256	94	50	52	124	78	149	205	3,405	5,135
Mar	685	440	444	190	56	82	133	130	435	5,067	7,662
Apr	302	321	395	488	63	63	153	85	428	5,122	7,420
May	148	138	198	513	219	67	151	58	322	3,842	5,656
Jun	36	44	73	270	349	49	139	34	184	2,127	3,305
Jul	19	20	41	154	491	50	122	40	157	1,558	2,652
Aug	40	9	16	70	413	130	93	68	117	1,564	2,520
Sep	114	16	15	32	230	260	56	96	52	1,310	2,181
Oct	121	55	54	46	142	401	35	146	56	1,683	2,739
Nov	84	70	61	71	92	338	25	140	42	1,834	2,757
Dec	80	65	81	85	61	337	41	175	57	2,138	3,120
	2,501	1,482	1,501	2,017	2,214	2,108	1,064	1,259	2,115	31,755	48,016

** For the purpose of this table dairy cattle are defined as the progeny of bulls of a dairy breed.

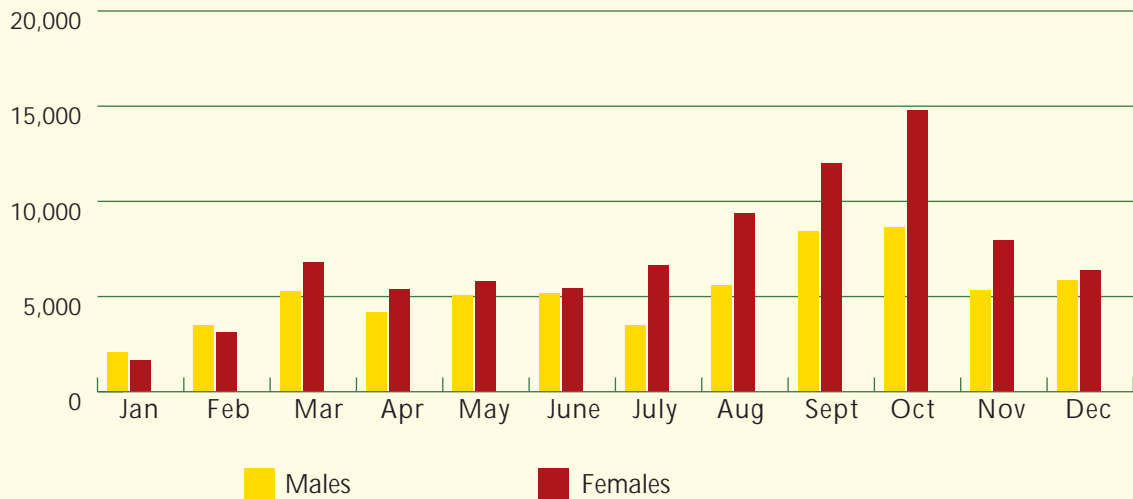
Section 5 *Stillborn Calves 2002*

Stillborn Calves 2002 by month and by gender.

<u>Month</u>	<u>Calves from a beef bull</u>			<u>Calves from a dairy bull</u>			<u>Overall Total</u>
	Male	Female	Total	Male	Female	Total	
Jan	73	57	130	87	68	155	285
Feb	397	296	693	314	282	596	1,289
Mar	699	467	1,166	284	210	494	1,660
Apr	572	393	965	147	89	236	1,201
May	368	236	604	57	38	95	699
Jun	160	100	260	22	10	32	292
Jul	60	34	94	11	7	18	112
Aug	56	30	86	19	11	30	116
Sep	60	39	99	57	56	113	212
Oct	75	56	131	72	44	116	247
Nov	69	41	110	50	37	87	197
Dec	86	46	132	50	19	69	201
Total	2,675	1,795	4,470	1,170	871	2,041	6,511

Section 6 *Live Exports 2002*

Live Exports 2002 by month and by gender.



	Male	Female	Total
Jan	2,077	1,676	3,753
Feb	3,503	3,135	6,638
Mar	5,293	6,783	12,076
Apr	4,196	5,368	9,564
May	5,088	5,825	10,913
Jun	5,163	5,438	10,601
Jul	3,499	6,633	10,132
Aug	5,585	9,401	14,986
Sep	8,445	12,023	20,468
Oct	8,638	14,789	23,427
Nov	5,324	7,961	13,285
Dec	5,852	6,399	12,251
Total	62,663	85,431	148,094

Age Profile of Live Exports 2002 for Beef Cattle* by month and by gender.

Month	0-6 weeks		6 wks-6 mts		6-12 mts		12-18 mts		18-24 mts		24-30 mts		30 mts +		Total
	M	F	M	F	M	F	M	F	M	F	M	F	M	F	
Jan	1	1	0	36	323	737	175	58	894	681	131	48	8	50	3,143
Feb	3	4	13	25	650	1,195	351	169	1,423	1,348	344	131	3	124	5,783
Mar	24	1,366	12	196	917	2,532	835	545	1,550	1,368	758	469	4	158	10,734
Apr	12	1,327	25	335	442	1,282	900	936	878	655	967	564	8	120	8,451
May	39	1,849	54	959	207	869	1,294	1,196	454	191	761	537	12	120	8,542
Jun	233	1,984	62	1,081	144	759	1,421	1,227	209	55	485	206	2	24	7,892
Jul	365	1,561	116	1,694	88	1,012	1,028	1,876	144	88	334	223	6	31	8,566
Aug	37	721	100	3,923	174	2,337	2,180	2,088	531	139	660	98	4	16	13,008
Sep	23	249	303	4,589	880	4,847	2,582	1,652	1,815	473	841	161	11	19	18,445
Oct	3	145	326	3,910	2,013	8,307	1,494	1,026	2,677	940	473	171	3	151	21,639
Nov	0	0	64	1,197	1,073	4,864	605	503	2,130	968	292	66	23	255	12,040
Dec	0	3	13	513	1,041	4,777	529	240	1,658	656	243	15	16	83	9,787
	740	9,210	1,088	18,458	7,952	33,518	13,394	11,516	14,363	7,562	6,289	2,689	100	1,151	128,030

* For the purpose of this table beef cattle are defined as the progeny of bulls of a beef breed.

Age Profile of Live Exports 2002 for Dairy Cattle by month and by gender.**

Month	0-6 weeks		6 wks-6 mts		6-12 mts		12-18 mts		18-24 mts		24-30 mts		30 mts +		Total
	M	F	M	F	M	F	M	F	M	F	M	F	M	F	
Jan	0	12	1	0	106	0	137	0	164	5	136	15	1	33	610
Feb	0	0	0	0	113	3	403	3	119	64	80	24	1	45	855
Mar	300	10	2	1	100	5	582	2	118	23	91	49	0	59	1,342
Apr	162	13	26	3	22	4	597	12	89	10	67	12	1	95	1,113
May	456	22	140	27	43	1	1,295	11	155	1	175	5	3	37	2,371
Jun	941	47	308	35	3	5	1,032	5	124	1	199	4	0	5	2,709
Jul	642	61	182	55	4	4	428	20	85	0	77	0	0	8	1,566
Aug	88	20	15	22	69	2	993	8	489	1	245	9	0	17	1,978
Sep	6	5	1	2	248	3	562	4	888	6	282	6	3	7	2,023
Oct	6	4	0	8	180	6	499	6	774	44	189	15	1	56	1,788
Nov	1	0	0	2	79	2	227	3	548	5	280	0	2	96	1,245
Dec	0	0	0	1	399	10	443	1	1,243	66	267	8	0	26	2,464
	2,602	194	675	156	1,366	45	7,198	75	4,796	226	2,088	147	12	484	20,064

** For the purpose of this table dairy cattle are defined as the progeny of bulls of a dairy breed.

Destination of Live Bovine Exports

Destination	Male	Female	Total
France	76	145	221
Netherlands	2,247	2,376	4,623
Italy	1,241	7,660	8,901
Great Britain	774	1,219	1,993
Greece	606	39	645
Spain	2,229	56,974	59,203
Northern Ireland	24,080	16,750	40,830
Yugoslavia	0	133	133
Malawi	0	135	135
Lebanon	31,402	0	31,402
Other	8	0	8
	62,663	85,431	148,094



Chapter IV

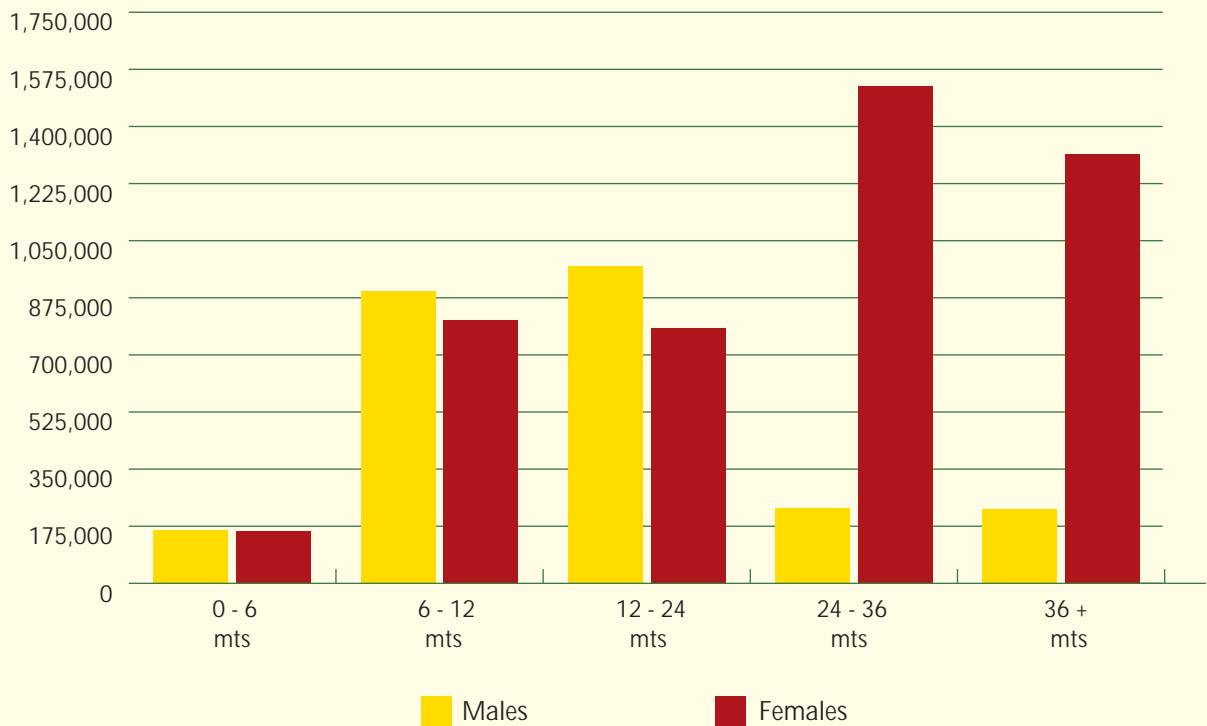
National Herd Data



Section 1

Age Profile of Live Herd at 31/12/02 by gender.

	0 - 6 mts	6 - 12 mts	12 - 24 mts	24 - 36 mts	36 + mts	Total
Male	164,065	895,834	972,328	230,500	227,201	2,489,928
Female	158,669	805,762	780,583	1,523,654	1,315,437	4,584,105
Total	322,734	1,701,596	1,752,911	1,754,154	1,542,638	7,074,033



Section 2

Age Profile of Live Herd at 31/12/02 by county.

	0 - 6 mts	6 - 12 mts	12- 24 mts	24 - 36 mts	36 + mts	Total	% of Total
Carlow	6,151	23,878	28,816	25,724	18,238	102,807	1.45
Cavan	12,476	59,570	52,521	63,112	59,407	247,086	3.49
Clare	12,842	75,841	59,147	82,433	65,463	295,726	4.18
Cork	39,555	262,587	268,061	246,689	228,167	1,045,059	14.77
Donegal	9,420	50,657	49,018	49,200	45,674	203,969	2.88
Dublin	1,928	4,536	8,942	8,788	5,833	30,027	0.43
Galway	22,139	108,525	106,930	108,740	86,035	432,369	6.11
Kerry	12,160	83,606	71,735	100,691	95,981	364,173	5.15
Kildare	8,192	26,049	41,623	34,386	22,770	133,020	1.88
Kilkenny	14,052	86,025	93,173	82,441	76,494	352,185	4.98
Laois	12,496	60,769	67,975	57,143	41,702	240,085	3.39
Leitrim	5,399	19,241	12,595	31,036	26,468	94,739	1.34
Limerick	12,499	100,524	97,566	101,777	117,737	430,103	6.08
Longford	6,627	30,629	30,019	32,016	32,690	131,981	1.87
Louth	6,859	17,032	26,120	21,025	17,660	88,696	1.25
Mayo	13,628	71,661	60,393	80,711	67,258	293,651	4.15
Meath	20,130	62,538	88,556	85,286	77,021	333,531	4.72
Monaghan	10,920	54,381	53,307	52,704	46,518	217,830	3.08
Offaly	11,610	55,906	71,149	47,425	34,187	220,277	3.11
Roscommon	10,322	51,657	52,167	54,468	47,312	215,926	3.05
Sligo	5,968	29,660	23,598	37,580	46,580	143,386	2.03
Tipperary	20,536	169,396	170,178	133,207	107,235	600,552	8.49
Waterford	10,671	62,261	61,937	55,998	46,902	237,769	3.36
Westmeath	10,880	48,486	58,610	46,650	44,101	208,727	2.95
Wexford	14,526	61,922	70,359	68,356	46,259	261,422	3.70
Wicklow	10,748	24,259	28,416	46,568	38,946	148,937	2.11
	322,734	1,701,596	1,752,911	1,754,154	1,542,638	7,074,033	100.00

Section 3

Age Profile of Live Herd at 31/12/02 by breed code.

Breed	0 - 6 mts	6 - 12 mts	12 - 24 mts	24 - 36 mts	36 + mts	Total
FR	75,380	415,978	449,822	665,211	636,843	2,243,234
HE	22,077	158,251	161,762	195,327	133,797	671,214
CH	86,447	409,165	401,356	243,697	249,649	1,390,314
LM	65,007	283,712	291,915	206,562	163,517	1,010,713
SI	21,726	122,715	136,072	149,932	123,905	554,350
AA	22,501	145,809	135,659	104,618	119,213	527,800
BB	19,962	113,728	126,655	52,714	47,057	360,116
Other	9,634	52,238	49,670	136,093	68,657	316,292
	322,734	1,701,596	1,752,911	1,754,154	1,542,638	7,074,033

FR: Friesian

CH: Charolais

SI: Simmental

BB: Belgian Blue

HE: Hereford

LM: Limousin

AA: Aberdeen Angus



Section 4

Profile of Live Herd at 31/12/02 by county and by breed code.

	FR	HE	CH	LM	SI	AA	BB	Other	Total
Carlow	23,948	9,352	23,258	19,902	11,260	4,976	6,871	3,240	102,807
Cavan	67,632	18,139	62,743	41,167	15,031	14,425	18,054	9,895	247,086
Clare	56,682	38,941	62,085	76,629	16,004	11,405	14,572	19,408	295,726
Cork	524,503	113,023	85,854	76,173	70,412	91,216	37,903	45,975	1,045,059
Donegal	31,663	5,802	86,465	23,335	18,243	18,389	8,840	11,232	203,969
Dublin	7,336	2,266	7,964	3,697	2,490	1,684	2,213	2,377	30,027
Galway	60,886	53,262	104,259	114,849	33,225	27,580	22,874	15,434	432,369
Kerry	172,178	40,922	47,338	29,129	20,548	22,736	12,303	19,019	364,173
Kildare	31,512	10,649	37,342	20,615	12,879	6,710	8,183	5,130	133,020
Kilkenny	122,898	38,118	60,179	47,974	39,446	20,033	12,275	11,262	352,185
Laois	65,668	20,988	57,289	37,070	26,775	12,001	11,897	8,397	240,085
Leitrim	5,246	5,710	38,444	17,422	6,032	10,640	5,355	5,890	94,739
Limerick	199,331	58,922	41,497	39,798	21,553	31,576	15,338	22,088	430,103
Longford	21,961	9,281	44,941	21,943	7,562	10,211	11,154	4,928	131,981
Louth	29,156	3,044	18,711	11,231	9,996	4,605	6,383	5,570	88,696
Mayo	45,423	13,317	74,922	55,582	21,361	50,215	18,414	14,417	293,651
Meath	110,946	24,599	72,636	44,558	20,737	21,162	25,364	13,529	333,531
Monaghan	73,114	11,927	49,310	25,465	25,442	10,706	12,446	9,420	217,830
Offaly	45,350	25,822	52,800	38,041	23,929	13,367	12,628	8,340	220,277
Roscommon	13,593	10,286	80,039	42,597	19,479	28,437	13,181	8,314	215,926
Sligo	19,775	4,786	41,323	23,203	12,396	23,873	9,360	8,670	143,386
Tipperary	236,098	76,098	79,960	77,913	47,454	37,922	18,483	26,624	600,552
Waterford	101,647	29,008	25,351	21,206	23,370	19,413	6,742	11,032	237,769
Westmeath	34,744	20,146	60,831	35,275	13,498	17,963	16,508	9,762	208,727
Wexford	95,852	16,947	38,887	45,022	20,585	11,396	22,202	10,531	261,422
Wicklow	46,092	9,859	35,886	20,917	14,643	5,159	10,573	5,808	148,937
	2,243,234	671,214	1,390,314	1,010,713	554,350	527,800	360,116	316,292	7,074,033

FR: Friesian SI: Simmental
 HE: Hereford AA: Aberdeen Angus
 CH: Charolais BB: Belgian Blue
 LM: Limousin

Chapter V

Suppliers of CMMS Data 2002



Local Authority Abattoirs

Joseph Kelly, Clare	Eileen O'Keefe, Cork
Edward Joyce, Clare	Patrick Murphy, Cork
John Kelly, Clare	Michael O'Keefe, Cork
PJ Murphy, Clare	Timothy D Cronin, Cork
Denis Corcoran, Clare	Kevin Day, Cork
Sean G. Haugh, Clare	John McCarthy, Bantry, Cork
Brendan Keane, Clare	Thomas Walsh, Cork
Kevin Ryan, Clare	Bernard Kelleher, Cork
Martin Haugh, Clare	Hugh & Noel Duane, Cork
Dan Moloney, Cork	Edmond Clifford, Cork
Eddie Fitzgerald, Cork	Daniel Lordan, Cork
Michael Hehir, Cork	Tim Murphy, Cork
Sean O'Sullivan, Cork	William O'Flynn & Sons, Cork
James & Patrick J Collins, Cork	Denis McCarthy, Cork
John Buckley, Cork	Jerry Nolan, Cork
Liam O'Driscoll, Cork	Fergal Harford, Cavan
Michael Spillane, Cork	Patrick Gaynor, Cavan
Daniel Hart, Cork	Leonard Lynch, Cavan
John McCarthy, Cork	Thomas Gaynor & Sons Cavan
William Anthony Jordan, Cork	John E Sheanon, Cavan
John Finn, Cork	Raymond Johnston, Cavan
Edward Hanley, Cork	Mark Lawlor, Cavan
Michael Bresnan, Cork	Robert Richardson, Cavan
Patrick Hegarty, Cork	James Smith, Cavan
Patrick J Collins, Cork	Donoghues Foodfare Ltd, Cavan
Criostóir Ó'Crualaoi, Cork	John J Lennon, Cavan
Patrick O'Donoghue, Cork	Kevin Francis Heery, Cavan
John McCarthy, Kanturk, Cork	Raymond Argue, Cavan
William F Murphy, Cork	Charles Maylor, Carlow
Cornelius Cronin, Cork	John Doogue, Carlow
Jerry McCarthy, Cork	Laurence J Murphy, Carlow
Malachy O'Sullivan, Cork	Richard Walsh, Donegal
Patrick MacSweeney, Cork	Michael McGettigan, Donegal
Michael J O'Neill, Cork	Liam McGavigan, Donegal

Joseph Doohan, Donegal	Tim Sheahen, Kerry
John Walsh, Donegal	William O'Leary, Kerry
Mark Robinson, Donegal	Richard G. Behan, Kerry
Cathal McGlynn, Donegal	James Curran, Kerry
Patrick McGettigan, Donegal	Jerry Hurley, Kerry
Charles Gallagher, Donegal	Tom O'Donnell, Kerry
Stephen Kerr, Donegal	Peter O'Sullivan, Kerry
National Food Centre, Dublin 15	Stephen J Cahillane, Kerry
Thomas Lydon, Galway	Eddie Griffin, Kerry
John Joe Brady, Galway	Christopher M Houlihan, Kerry
Edna Hayes, Galway	Benny Mc Donnell, Kerry
Burkes Meats Ltd, Galway	Timothy C. Henessy, Kerry
Justin Flannery, Galway	Thomas M. Kelly, Kerry
Sean Farrell, Galway	James J. Walsh, Kerry
Patrick Tierney, Galway	Jerry Houlihan, Kerry
Eugene McEntee, Galway	Roger J. O'Sullivan, Kerry
Joe Hayes, Galway	William C Burke, Kerry
Hugh O'Donnell, Galway	John O'Connell, Kerry
Pascal Greaney, Kildare	Patrick J Burns, Kerry
James McCarthy, Kildare	Michael O'Shea, Kerry
James O'Gorman, Kildare	John Donnelly, Longford
Andrew J Nolan, Kildare	Ronald Rawle, Longford
Leo Nolan, Kildare	Joan & Michael Gannon, Longford
James Farrell & Sons, Kilkenny	John Campbell, Longford
Neil Tynan, Kilkenny	John Casey, Longford
Gerry O'Brien, Kilkenny	Kevin Commins, Louth
Seamus Byrne, Kilkenny	Desmond Savage, Louth
Jim O'Dwyer, Kilkenny	Patrick Creamer, Limerick
Patrick Kenna, Kilkenny	Denis O'Sullivan, Limerick
Michael Mullins, Kilkenny	Gerard O'Shea, Limerick
June Prendergast, Kilkenny	Noel Hedigan, Limerick
Patrick O'Connor, Kerry	Michael O'Rourke, Limerick
John Burke, Kerry	Denis Greaney, Limerick
John F. Ashe, Kerry	Tadhg O'Keefe, Limerick

Messrs. Thomas & Gerard Griffin, Limerick	Messr. Gerard & Martin Quinn, Monaghan
Nicholas P Cooke, Limerick	William Nicholl, Monaghan
Michael & Frank Burke, Limerick	Eugene Brannigan, Monaghan
Sean Fitzgerald, Limerick	James Short, Monaghan
Thomas Fitzgibbon, Limerick	Messrs. Hugh & Patrick J. Maguire, Monaghan
John Bourke, Limerick	John McGuinness, Monaghan
Edmund O'Connor, Limerick	Eugene Larmer, Monaghan
John O'Malley, Leitrim	William Jennings, Mayo
Tony McKiernan, Leitrim	Sean F. Kelly, Mayo
Sean Rooney, Leitrim	Philip Gibbons, Mayo
Damien Thornton, Leitrim	Thomas P. Byrne, Mayo
Douglas G. Boyd, Leitrim	John Moore, Mayo
Thomas McHugh, Leitrim	Martin Calvey, Mayo
Mary Ellen & Hugh Logan, Leitrim	Tom Conroy, Mayo
Al Connolly, Leitrim	Edward Phillips, Mayo
Sean McMorrow, Leitrim	Patrick Smith, Mayo
Pius Hennessy, Laois	Gerard & Val McGreal, Mayo
Kevin Bracken, Laois	Michael Dunleavy, Mayo
Dermot J. Morris, Laois	Anthony Carolan, Mayo
Mulhall Meats Ltd., Laois	Anthony Mulligan, Mayo
John Murphy, Laois	James Duffy, Mayo
Clonmore Meats Ltd., Laois	Seamus Hawkshaw, Mayo
Michael Tynan, Laois	Anthony Heffernan, Mayo
John Cahill, Laois	Martin Maloney, Mayo
P. J. Delaney, Laois	Vincent Mahon, Mayo
Michael Keegan, Laois	James Molloy, Mayo
Michael Dowling, Laois	Paddy Reilly, Mayo
Andrew Shiel, Laois	Dominick Feely, Offaly
James P. Gibney, Meath	Michael Healy, Offaly
Philip Kiernan, Meath	William Browne, Offaly
Michael Coogan, Meath	Paul Boyd, Offaly
Sean Mc Dermott, Meath	Damian Lynch, Offaly
Declan O'Neill, Meath	Richard Mangan, Offaly
William Donnelly & Sons Ltd, Meath	Leo Dolan, Roscommon
Patrick Macken, Meath	Stanley Taylor, Roscommon
Michael & Niall Brogan, Meath	

Oliver McCabe, Roscommon
Joseph Regan, Roscommon
John Webb, Roscommon
Benedict Morris, Roscommon
Patrick Roddy, Roscommon
Thomas Hynes, Roscommon
O'Connor Meats, Roscommon
Cyril McHugh, Roscommon
Paddy Diffley, Roscommon
Padraig Gilligan, Roscommon
Ignatius Gannon, Roscommon
Derek Sherlock, Sligo
Noel Wynne, Sligo
Patrick G. Burns, Sligo
Charles Williams, Tipperary
Edward Lacey, Tipperary
Jim Farrelly, Tipperary
Paschal Coffey, Tipperary
Paschal Clohosey, Tipperary
Thomas Myles, Tipperary
Liam Treacy, Tipperary
Michael Buckley, Tipperary
Martin O'Dwyer, Tipperary
Messr. Michael & Maurice Whelan, Tipperary
John O'Dwyer, Tipperary
James O'Malley, Tipperary
Messrs. William & Denis O' Callaghan,
Tipperary
James Whelan, Tipperary
Patrick Joseph Moloney, Tipperary
Andrew English, Tipperary
John Hogan, Tipperary
William G. Fitzgibbon, Tipperary
William Gahan, Tipperary
Robert Colm Lewis, Tipperary
Joseph Hammersly, Tipperary
Tom O'Donnell, Tipperary
Patrick Walsh, Tipperary
Kevin Dalton, Tipperary
Jeremiah & Thomas O'Brien, Waterford
Michael McGrath, Waterford
Thomas Phelan, Waterford
Anthony Dunphy, Waterford
Donal O'Reilly, Waterford
Sean Dunning, Westmeath
Hugh Murray, Westmeath
Alan Connolly, Westmeath
Joe Tynan, Westmeath
Peter Gillivan, Westmeath
Declan Lenihan, Westmeath
John Horan, Westmeath
John Gillivan, Westmeath
Kevin Duncan, Westmeath
Anthony Gavagan, Westmeath
Ray Mulligan, Westmeath
Camilius Cleary, Westmeath
James Mortimer, Westmeath
Peter McGuinness, Westmeath
Eugene McCormack, Westmeath
Bernard A. Troy, Westmeath
Cannon & Cole, Westmeath
Matt Finn, Wicklow
Patrick Murphy, Wicklow
Ronan McParland, Wicklow
Barry King, Wicklow
Wicklow Abattoir Ltd., Wicklow
Messrs. Anthony & Padraig Farrelly, Wicklow
Michael Patterson, Wicklow
Christopher Byrne, Wexford
Gerard W. Comerford, Wexford
Richard Doyle, Wexford
Hugh Corrigan, Wexford
Robert Flynn, Waterford

Approved Export Points

Ballyjamesduff Mart

Mitchelstown Mart

Burnfoot Mart

Ballyshannon Mart

Raphoe Mart

Naas Mart

Carrigallen Mart

Ballymahon Mart

Granard Mart

Ballina Mart

Carnaross Mart

Tullamore Mart

Elphin Mart

Roscommon Mart

Purcells, Waterford

TLT, Mullingar

Lenihans, Sandyford

Pat Fox, Longford

Farrell's Limerick

Hallissey's, Kerry

Casey's Kilmallock

Laragh Livestock

Tivoli

Mullingar Mart

Enniscorthy Mart

Castlerea Mart

Drumshambo Mart

Dowra Mart

Ennis Mart

Cavan Mart

Ballybay Mart

Ballymote Mart

Mohill Mart

Manorhamilton Mart

Midland & Western Carrick-on-Shannon Mart

Export Approved Slaughter Plants

Kildare Chilling, Kildare	Barry Brothers, Cork
AIBP Nenagh, Tipperary	Ballon Meats, Carlow
Donegal Meats, Donegal	Tara Farm Foods, Cavan
Slaney Meats, Wexford	Ballaghaderreen Bacon Co. Ltd, Roscommon
AIBP Cahir, Tipperary	Bergin Meats, Kilkenny
Meadow Meats, Laois	Exel Meats, Westmeath
Kepak Athleague, Roscommon	O'Connor Meats, Roscommon
Kepak Clonee, Meath	McCarthy Meats, Kildare
Liffey Meats, Cavan	Kavannaghs, Wexford
Kepak, Cork	D.N.D. Meats, Cork
Fair Oak Clonmel, Tipperary	Sean Duffy Ltd, Galway
AIBP, Waterford	Fair Oak Foods, Carlow
Honeyclover, Kilkenny	
Dawn Meats, Waterford	
AIBP Bandon, Cork	
AIBP, Longford	
AIBP Rathkeale, Limerick	
ICM Ballyhaunis, Mayo	
ICM Ballaghaderreen, Roscommon	
Galtee Meats, Cork	
Bergins Broadford, Kildare	
B & F Meats, Kilkenny	
Martin Jennings, Mayo	
Glynns Patrickswell, Limerick	
Dawn Meats, Cork	
AIBP Clones, Monaghan	
Ashbourne Meats, Tipperary	
Newgrange Meats, Meath	
Doyles, Wicklow	
M A Molloys, Waterford	
O Farrell Meats, Cork	

Licensed Knackeries

Name	Address
Mr. Ned Deane	128 TKL Avenue, Carlow
Mr. Laurence Buggy	Kilgreaney, Bagenalstown, Co. Carlow
Mr. Colm Mulvaney	Kilduff, Redhills, Belturbet, Co. Cavan
Mr. Kevin Mulvaney	Drumliffe, Redhills, Belturbet, Co. Cavan
Mr. James Lambe	Latteriff, Shercock, Co. Cavan
Mr. Vincent Coffey	Tara House, Cloon Rd. Ennis, Co. Clare
Carbery Hunt Kennels	Old Military Barracks, Bandon, Co. Cork
Mr. William Fitzgerald	Bride View Hunt, Kilmagner, Fermoy, Co. Cork
The Trustees Duhallow Hunt	Bearforest, Mallow, Co. Cork
Mr. Cornelius Duggan	Goggins Hill, Ballinhassig, Co. Cork
Bartlemy Road Disposal Service Ltd.	Bartlemy Road, Watergrasshill, Co. Cork
Mr. James Barrett Jr.	Ballydoyle, Castletownroche, Co. Cork
Mr. Finbarr Murray	The Kennels, Knockgriffin, Midleton, Co. Cork
Mr. Jim Murray	12 St. Mary's Ave., Cathedral Road, Cork
Dr. Ciaran O'Keeffe	Dúchas, Glenveagh National Park, Letterkenny, Co. Donegal
Mr. Noel Mullins	Fingal Harriers Hunt, Coolquay, The Ward, Co. Dublin
John Green	Lowville, Ahascragh, Ballinasloe, Co. Galway
Frank Madden	Killaan, Woodlawn, Ballinasloe, Co. Galway
County Galway Hunt	The Kennels Ballymore, Craughwell, Co. Galway
Kildare Hunt Club	Punchestown Naas, Co. Kildare
Mr. Perry Aylward	Ballinlough, Carrigeen, Via Waterford, Co. Kilkenny
Mr. Bernard Fox	Gaulsmills House, Kilmacow, Co. Kilkenny
Mr. Thomas Lawless	Kyleclonhobert, Portlaoise, Co. Laois
Mr. Noel Downey	Church St., Abbeyfeale, Co. Limerick
Peter Ward	Knocknadiha, Tournafulla, Co. Limerick
Tim O'Brien	Clonshire, Adare, Co. Limerick
John McGuinness	Ballinree, Edgeworthstown, Co. Longford
Louth Hunt	Lissrenny, Tallanstown, Dundalk, Co. Louth
Ballymacad Stud	The Kennels, Oldcastle, Co. Meath
Meath Hunt Club	Nugentstown, Kells, Co. Meath
John O'Rourke	Rathgillan, Nobber, Co. Meath

Name

Address

Ward Union Hunt	Greenpark, Dunshaughlin, Co. Meath
Mr. John Costelloe	Ballymorane, Edenderry, Co. Offaly
Thomas Rogers	Scramogue, Roscommon
Eugene McNamara	The Walk, Co. Roscommon
Tipperary Foxhounds	Tipperary Foxhound Kennels, Tullamaine, Fethard, Co. Tipperary
Beechfield Products Ltd.	Beechwalk, Roscrea, Co. Tipperary
Michael Duggan	Lisavan, Cahir, Co. Tipperary
Mr. Patrick Gahan	Finnane, Mullinahone, Thurles, Co. Tipperary
Mr. Richard Keane	Ballymore Cashel, Co. Tipperary
Golden Vale Hunt Kennels	Dovea Lower, Bouladuff, Thurles, Co. Tipperary
Golden Vale (Farmers) Hunt	Rossmult, Drombane, Thurles, Co. Tipperary
Michael Flanagan	Tullamaine, Fethard, Co. Tipperary
Patrick Morrissey	Athassel Abbey, Golden, Cashel, Co. Tipperary
Mr. Brian Hannigan	Robertstown, Newtown, Kilmacthomas, Co. Waterford
Mr. K. Guinness	The Kennels, Knockdrin, Mullingar, Co. Westmeath
Mr. Larry Earle	Clonee Lower, Camolin, Co. Wexford

Licensed Marts

Borris Mart, Carlow	Maynooth Mart, Kildare
Carlow Mart, Carlow	Naas Mart, Kildare
Tullow Mart, Carlow	Kilkenny Mart, Kilkenny
Ballyjamesduff Mart, Cavan	Ballinakill Mart, Laois
Kingscourt Mart, Cavan	Portlaoise Mart, Laois
Ennistymon Mart, Clare	Mountrath Mart, Laois
Kilrush Mart, Clare	Carrigallen Mart, Leitrim
Scariff Mart, Clare	Dromcollogher Mart, Limerick
Bandon Mart, Cork	Kilmallock Mart, Limerick
Fermoy Mart, Cork	Rathkeale Mart, Limerick
Midleton Mart, Cork	Ballymahon Mart, Longford
Mitchelstown Mart, Cork	Granard Mart, Longford
Macroom Mart, Cork	Ardee Mart, Louth
Skibbereen Mart, Cork	Ballina Mart, Mayo
Kanturk Mart, Cork	Carnaross Mart, Meath
Mallow Mart, Cork	Trim Mart, Meath
Burnfoot Mart, Donegal	Carrickmacross Mart, Monaghan
Ballyshannon Mart, Donegal	Clones Mart, Monaghan
Inishowen Mart, Donegal	Castleblaney Mart, Monaghan
Donegal Mart, Donegal	Birr Mart, Offaly
Dunkineely Mart, Donegal	Edenderry Mart, Offaly
Milford Mart, Donegal	Tullamore Mart, Offaly
Raphoe Mart, Donegal	Elphin Mart, Roscommon
Ballybofey/Stranorlar Mart, Donegal	Roscommon Mart, Roscommon
Athenry Mart, Galway	Cahir Mart, Tipperary
Ballinasloe Mart, Galway	Carrick-on-Suir Mart, Tipperary
Gort Mart, Galway	Cashel Mart, Tipperary
Portumna Mart, Galway	Clonmel Mart, Tipperary
Tuam Mart, Galway	Fethard Mart, Tipperary
Loughrea Mart, Galway	Nenagh Mart, Tipperary
Castleisland Mart, Kerry	Thurles Mart, Tipperary
Listowel Mart, Kerry	Tipperary Mart, Tipperary
Milltown Mart, Kerry	Tipperary(Davis) Mart, Tipperary
Kilcullen Mart, Kildare	Dungarvan Mart, Waterford

Delvin Mart, Westmeath
Moate Mart, Westmeath
Mullingar Mart, Westmeath
Enniscorthy Mart, Wexford
New Ross Mart, Wexford
Baltinglass Mart, Wicklow
Blessington Mart, Wicklow
Carnew Mart, Wicklow
Abbeyfeale Mart, Limerick
Castlerea Mart, Roscommon
Dingle Mart, Kerry
Waterford Mart, Waterford
Drumshambo Mart, Leitrim
Kilfenora Mart, Clare
Headford Mart, Galway
Dowra Mart, Cavan
Gortatlea Mart, Kerry
Templemore Mart, Tipperary
Newport Mart, Tipperary
Adamstown Mart, Wexford
Caherciveen Mart, Kerry
Ennis Mart, Clare
Sixmilebridge Mart, Clare
Roscrea Mart, Tipperary
Clifden Mart, Galway
Maam Cross Mart, Galway
Cavan Mart, Cavan
Ballybay Mart, Monaghan
Balla Mart, Mayo
Ballinrobe Mart, Mayo
Ballymote Mart, Sligo
Claremorris Mart, Mayo
Westport Mart, Mayo
Tralee Mart, Kerry
Mohill Mart, Leitrim
Kenmare Mart, Kerry
Swinford Mart, Mayo
Manorhamilton Mart, Leitrim
Carrick-on-Shannon Mart, Leitrim

